


1180 Fort Mill Parkway
Fort Mill, SC 29715

Instructors
Carly Pierce
Brian Bojanowski

Room B209 + B211
@CRHS_DAAD



CATAWBA RIDGE HIGH SCHOOL

Digital Art + Design I

DAAD, PRONOUNCED •DAA• + •AAD• IS AN ACRONYM FOR DIGITAL ART AND DESIGN.



“THERE ARE THREE RESPONSES TO A PIECE OF DESIGN: YES, NO, AND WOW. WOW IS THE ONE TO AIM FOR.”

–MILTON GLASER


**“DESIGN IS THINKING
MADE VISUAL”**

–SAUL BASS

Digital Art & Design, aka DAAD, is an introductory course that will prepare students for careers in the world of design and the printing industry. Through the course, students will learn how to create designs on the Mac utilizing Adobe Illustrator, Adobe Photoshop, and Adobe InDesign. Each student will have access to a Mac-Intosh computer at their workstation.




Digital Art & Design (aka DAAD) Level 1 is an introductory course that will prepare students for careers in the world of design and the printing industry. There are no prerequisites for this course. Through the course, students will learn how to create designs on the computer utilizing Adobe Illustrator in our state of the art mac lab. Our focus is to create a solid base knowledge of the tools in this software and basic design principles. We will also begin working a little in Adobe Photoshop



CATAWBA RIDGE HIGH SCHOOL

Digital Art + Design I



Q: How can I be successful in this class?

A: Try your best EVERY DAY!

a design problem and formulate a solution with an emphasis on applying the design principles. Once given the design problem, students will then research the problem on the web, discuss with others, and look at various forms of literature followed by creating some foundational sketches. From this point, the solution will be created and prepared using the various software and the latest computer techniques. In the program, we have a strong emphasis on doing real world application, producing what we create and meeting the needs of a client.

visual digital photography, posters, various forms of signage and visual displays. The subject matter will be taught by a hands on approach and students will have access to their own computer workstation in which they will create a prepare the product for output.

towards the end of the semester.

In this class, students will learn on an introductory level how to take a design problem and formulate a solution with an emphasis on applying the design principles. Once given the design problem, students will then research the problem on the web, discuss with others, and look at various forms of literature followed by creating some foundational sketches. From this point, the solution will be created and prepared using the various software and the latest computer techniques.

Students will also get a chance to print their designs in our DAAD Print shop. Things students can expect to print in level 1: Buttons/pins, stickers, notepads, and t-shirts. In this class, students will learn how to take

This course will count for a fine art credit.

Supplies Needed DAILY:

- 3 Prong Binder/Folder (preferably 1/2-1 inch) for note taking and sketching
- Loose leaf writing paper to go in binder
- Writing utensil (pencil)
- Flash Drive
- Headphones

Grading System

Class Projects	40%
Class Assignments	30%
Quizzes & Tests	20%
Participation/ Invoices	10%
Course Final Exam	10% of Semester Grade



CATAWBA RIDGE HIGH SCHOOL

Digital Art + Design I

POLICIES AND PROCEDURES

Attendance Policy

Student's absences disrupt progress in the course and significantly diminish the quality of group interaction in class. There is also a close correlation between the number of absences and the final grade. Although an occasional absence may be unavoidable, it in no way excuses a student from meeting the requirements of the course. Students are still responsible for preparing all assignments for the next class and for completing work missed.

Behavior Requirements

Students must bring the required supplies to class every day. Students are to be in their seats when the bell rings working on required work. Misuse of the equipment, foul language, refusal to participate or any other "goofing off" will not be tolerated in this class. If you break a piece of equipment due to misuse, you will be held financially responsible for replacing it.

Extra Lab Time

If a student needs additional lab time, they must get approval from the instructor before working in the lab. This schedule will be posted in the class room and in the class hallway.

Lab Clean Ups

Students are responsible to help keep the lab clean. Failure to complete your clean ups to the satisfaction of the instructor will effect your daily grade.

Make-Up Exam/Project

A make-up exam will be given at the instructor's

discretion with a legitimate excuse from the student. If in doubt, please see the instructor prior to the exam. Missed exam must be made up within 5 school days of the student's return or a grade of "0" may be recorded. Make-up tests will not be taken during class time unless all other work is finished. If a student fails a test or project, they may request to re-learn and redo/retake the project of exam within 5 school days for a maximum of a 60% (D). This may be done before school or during Flex time.

Cheating

If a student is caught cheating on an exam or project, the student will be given a "0" and will not be allowed to make up the work. Cheating will result in a severe discipline consequence.

Student Projects

All projects must be approved by the instructor. Work done in the Lab must be for educational purposes. Students will not be allowed to use the lab to create jobs of a commercial value. Students are not allowed to solicit compensation for any service projects completed. Work done in the Lab must assist students in meeting the required course objectives outlined in the applicable course syllabus. Students are required to include a disclaimer on all projects that states their name, class, block, and Graphics/Digital Art & Design Student Project at Nation Ford High School. Any student caught doing unauthorized work will be warned verbally and in writing. Continued abuse will result in a severe discipline consequence. As the instructor of this class, I am responsible for you and your actions. It is my goal to establish and maintain a proper and safe learning environment. You, the student, are asked to read, understand, and



BEHAVIORAL CONTRACT FOR DIGITAL ART & DESIGN

Career & Technology Department
CATAWBA RIDGE HIGH SCHOOL

sign and follow this behavior contract. These rules can be modified based on suggestions and actions of your class if needed. You will have a quiz on these rules during the first week of class. If any of these rules are broke, consequences will occur. Positive consequences can also occur. If the class behave in the proper way, you will be rewarded. All behavioral problems will be recorded in your class file and teacher notebook.

Class Rules

All rules listed in the CRHS student/parent handbook apply to this class.

1. Follow all safety rules as discussed and posted in the lab and class.
2. Follow all class procedures as discussed and posted in the lab and class.
3. All students are to act in a professional manner.
 - Come to class prepared
 - Respect the instructor, all class visitors, fellow classmates, lab supplies and lab equipment.
 - Use proper language- verbally, written, and/or signed.
 - No horse playing allowed.
 - No talking out of turn. Students must raise hand and be called on before speaking out in class or lab.
 - Be responsible. If you use anything in the class or lab return it to the proper place.
 - Do not operate any equipment without permission from the instructor.



- All students are required to keep the lab clean and orderly.
- Students are not allowed to sit on tables or to have feet on desks.
- Students are required to complete all assignments and projects on the date they are assigned. Failure to do so will result in a grade of zero "0" You will not be allowed to make up the work.
- Ask for permission before leaving class.
- Leaving class is for emergencies only.
- Be on time.
- Take pride in your work and yourself!

Consequences

1st level: Students will be reminded of their behavior

2nd level: Students will receive a lunch detention



BEHAVIORAL CONTRACT FOR DIGITAL ART & DESIGN

Career & Technology Department
CATAWBA RIDGE HIGH SCHOOL

and parent will be contacted

3rd level: Student will receive a one hour detention after school and meet with an administrator

4th level: Parent conference

Serious problems will be referred to the administration immediately.

No Tolerance Class Rules

The following rules have “no tolerance” in this class. If a student breaks any of these rules they will be immediately sent to the office and have a school discipline form completed.

1. Computer Usage: In addition to restrictions outlined in the NFHS Network Computing Policy, student are not allowed to violate any of the CATE use rules.

The consequences are as follows:

First offense: Warning, depending upon offense

Second offense: Student will be sent to ISS

Third offense: student will be sent to the administrator and receive a 4 hour Saturday detention

No student is allowed to copy or delete any other student's work. This is written or on the computer. If a student is caught doing this, they will be sent to the office, given a zero on the assignment and will not be allowed to make up the work.

Inappropriate Web Sites

If a student does receive permission to use the Internet and complete a legitimate search and an inappropriate web site (sexually explicit) opens by mistake IMMEDIATELY shut off the monitor and raise your hand. The instructor will then come to

your computer and determine the nature of your search. If it is discovered that you launched an inappropriate search you will be sent to the office. If it was a legitimate search but you have gone to more than one page into the site, you will be sent to the office. Do not alter or delete the web browser history. If you do, I will ask to have your Internet history researched. You will lose Internet access for the remainder of the semester.

